






**GearRatio En RPM Per Versnelling**

|  |   |  |
|--|---|--|
| <p>158 RPM</p>  | <p>228 RPM</p>   | <p>380 RPM</p>  |
| <p>1<sup>ste</sup> =&gt; 8 : 5 en 3 : 2</p>  | <p>2<sup>de</sup> =&gt; 4 : 3 en 5 : 4</p>  | <p>3<sup>de</sup> =&gt; 1 : 1</p>  |
| <p>570 RPM</p>  | <p>912 RPM</p>  |  |
| <p>4<sup>de</sup> =&gt; 4 : 5 en 3 : 4</p>   | <p>5<sup>de</sup> =&gt; 2 : 3 en 5 : 8</p>  |  |